

Important Information

PVT:050051

8:34 AM

PUB:000000

It is too early to close the polls.

Scheduled Close Time: 19:00

Select an option below.

Press to continue
closing the polls.


CONTINUE

Press to exit.

EXIT

ADMINISTRATOR

Enter the Administrator Password or
press the Poll Worker button to exit.



* * * * *

Press to change the
number in the
highlighted box.



Press to move to the
next box.



Press this button when
you have finished
entering the password.

ACCEPT

PVT 050051

8:35 AM

PUE 000000

Ready to prepare Tally Report.

Select an option below.

*Press Poll Worker button for
administrative functions.

Press to continue.


CONTINUE

Press to print
a Detail Report.

PRINT
DETAIL

Consolidated MBB Count: 1


If you wish to combine these
eScan results with additional
voting units, remove the MBB
and follow the prompts.



Select FINISHED when are ready to
print an unofficial Tally.

Press when you are
ready to print an
unofficial Tally report.

FINISHED



Polls Suspended


PVT:047830 3:59 PM PUB:005250

The polls have been suspended.

Print Daily Detail Report
OR
To shut down properly,
turn the power OFF.

Press to Print
Detail Report

PRINT
DETAIL



Melanie Stuart

From: John Gardner
Sent: Friday, June 15, 2007 6:21 PM
To: Melanie Stuart; Michael Chadwell
Subject: FW: HART
Attachments: COSiteVisit Letter 2007 061407.pdf

I can't believe I forgot once again....

Thanks,
 John G.

From: John Gardner
Sent: Friday, June 15, 2007 6:06 PM
To: 'Gram, Kassie'; Lubthisophon, Paul; 'Harrell, Travis'
Cc: Tim Bishop; Geneice Mathews; Stephanie Cegielski; Wayne Munster; 'PLichtenheld@hartic.com'
Subject: FW: HART

Kassie, while this ".ini" file may not affect the firmware version of the device, it does fall under the umbrella of the trusted build for the device. If we have not already received the trusted build information for this, please instruct the ITA's to release this to as soon as possible. This is now the second instant of Hart specific software that has been discovered by our testing board by accident or through other entities. We hope moving forward that your office would be more forthcoming with vendor specific software and firmware on voting devices used in our state. I am thankful that our county clerks have brought this to our attention as they understand the importance of the trusted build and the security of voting devices in Colorado.

We do understand the need for this change as Colorado experienced the exact same error with at least one county who had a large number of write-ins last year. When the State requested a malfunction report from Hart on this (and 10 other county eScan issues) your organization reported back to us that there was no expectation for a similar failure in other equipment. This was reported to us on December 13th of 2006. Now that all of the equipment has been "repaired" (pursuant to your spreadsheet) we would kindly request an update to that malfunction report to be filed with our office to verify the discrepancies and the need for this ".ini" file change within your system.

As for our expectations with county equipment, we are currently in the process of re-certifying your system to the new standards. As such, we have not and cannot approve any change or modification in any way to any field equipment. You have provided certain assurances that the equipment we are testing is the exact representation of what is in use in Colorado. While we are still verifying this information, I fully expect this to be the case, and to have support and understanding from Hart that any change to equipment at this time, until we have processed your application for certification is out of line with our certification processes and not supported by our office. We do have allowances in our security requirements for repairs and maintenance on equipment, but this maintenance cannot include any modifications of the system.

We will be sending information to counties informing them that this practice is not supported by our office due to the sensitive timing of the certification process and the sensitive nature of the trusted build.

If you have any additional questions on this, please contact me as soon as possible.

Thank you,
 John G.

From: Gram, Kassie [mailto:kgram@hartic.com]
Sent: Friday, June 15, 2007 1:47 PM

6/18/2007

To: John Gardner; Lubthisophon, Paul; Harrell, Travis
Cc: Tim Bishop; Geneice Mathews; Stephanie Cegielski; Wayne Munster; Lichtenheld, Peter
Subject: RE: HART

John – I'm sorry for the confusion with this issue. This eScan update is preventative maintenance based on what we learned from last fall's election. I've attached the letter that should have gone to our Counties before the appointments were made.

The file that our account managers are planning to update is an .ini file that determines simple eScan settings. The only change is to allocate more memory space for write-in images on the CF card, an identified need based on trends in other states. This .ini file is a plain text/ASCII file and can easily be reviewed by your staff. In addition, this is not a required "fix", and the State can choose not to allow Hart to upgrade its Colorado customers.

I apologize that we did not run this through your office before moving forward. In order to avoid future confusion, Hart will certainly appreciate formal guidance on your expectations when it comes to setting changes and maintenance updates.

Please let me know if you need further clarification.
Thank you!
Kassie

From: John Gardner [mailto:john.gardner@sos.state.co.us]
Sent: Thursday, June 14, 2007 10:46 AM
To: Gram, Kassie; Lubthisophon, Paul; Harrell, Travis
Cc: Tim Bishop; Geneice Mathews; Stephanie Cegielski; Wayne Munster
Subject: FW: HART

Kassie, can you please address this issue and explain what "fix" is being implemented on the eScan units? This appears to be in direct violation of our security requirements for counties, and we would have concern if a) Counties have used non-certified versions of firmware on the eScan in the past and this is now correcting the problem, or b) this is an install of a non-certified version. In either case, as we are in the process of evaluating your system for certification in Colorado for upcoming elections, installing firmware to machines now without approval from the State of your system is out of line with our certification process.

Thank you,

John Gardner
Voting Systems Program Manager
Colorado Department of State
1700 Broadway, Suite 270
Denver, CO 80290
(o) 303-894-2200 ext. 6318
(c) 719-243-6344
(f) 303-869-4861

From: Debbie Rudy [mailto:drudy@co.montrose.co.us]
Sent: Thursday, June 14, 2007 10:06 AM
To: John Gardner
Subject: HART

6/18/2007

Hi John,

I have a question. We have received an email from Martina Ard at HART, indicating some kind of "fix" on the escans. I'm a little confused, and when I asked her if the "fix" was certified, she told me it was just a "file" and that it was ok.

Call me paranoid, but I want this cleared through you all before anything is done to our escan.

I have attached the letter we received below. I don't know if you have heard from any other counties, but apparently all Colorado Hart Counties need to have this "file" fixed.

Hello Ladies,

I will be in Colorado the weeks of July 23rd and 30th.

I plan on visiting all counties and applying a fix to your eScans.

Working on the exact days for each county but need to know if you are available the weeks assigned above.

Thanks,

Martina

Please let me know what you know. It is not an immediate concern since it is to happen in July, but it needs to be addressed.

Debbie Rudy
Montrose County Elections
970-252-4580
970-249-0757 (fax)
drudy@co.montrose.co.us

6/18/2007

5/2

9:05 AM break 10:20-10:30 | 10:30-

• cell phones
• Food Drink
• Breaks
• Questions/PBlic

45.6.1.1 The voting system provider shall demonstrate the exact proposed voting system to the Secretary of State or his or her designee prior to any functional testing. It should be expected that a minimum of 6 hours would be required of the voting system provider to demonstrate and assist with programming of the software as necessary.

45.6.1.2 The demonstration period does not have a pre-determined agenda for the voting system provider to follow; however, presentations should be prepared to address and demonstrate with the specific system the following items as they pertain to each area and use within the voting system:

- ✓ (a) System overview;
- ✓ (b) Verification of complete system matching EAC certification;
- ✓ (c) Ballot definition creation;
- ✓ (d) Printing ballots on demand;
- ✓ (e) Hardware diagnostics testing;
- (f) Programming election media devices for various count methods:
 - ✓ (i) Absentee;
 - ✓ (ii) Early Voting;
 - ✓ (iii) Precinct/Poll Place;
 - ✓ (iv) Provisional; and
 - ✓ (v) Vote Center.
- ✓ (g) Sealing and securing system devices;
- ✓ (h) Logic and accuracy testing;
- ✓ (i) Processing ballots;
- ✓ (j) Accessible use;
- ✓ (k) Accumulating results;
- ✓ (l) Post-election audit;
- ✓ (m) Canvass process handling;
- ✓ (n) Audit steps and procedures throughout all processes;
- ✓ (o) Certification of results; and
- ✓ (p) Troubleshooting.

• NO CAMERAS
• NO RECORDING
• Vendor Confidential
• Proprietary

45.6.1.3 The voting system provider shall have access to the demonstration room for one hour prior to the start of the demonstration to provide time for setup of the voting system.

45.6.1.4 A maximum of 3 business days – 24 hours total shall be allowed for the demonstration.

45.6.1.5 The demonstration shall be open to representatives of the press and the public to the extent allowable. The Secretary of State may limit the number of representatives from each group to accommodate space limitations and other considerations.

45.6.1.6 The Secretary of State shall post notice of the fact that the demonstration will take place in the designated public place for posting notices for at least seven (7) days before the demonstration. The notice shall indicate the general time frame during which the demonstration may take place and the manner in which members of the public may obtain specific information about the time and place of the test.

45.6.1.7 The voting system provider shall provide the same class of workstation and/or server for testing the voting system as the normal production environment for the State of Colorado.

45.6.2 Functional Testing

45.6.2.1 Voting system provider requirements for testing

45.6.2.1.1 The voting system provider shall submit for testing the specific system configuration that shall be offered to jurisdictions including the components with which the voting system provider recommends that the system be used.

45.6.2.1.2 The voting system provider is not required to be present for the functional testing, but shall provide a point of contact for support.

45.6.2.1.3 The proprietary software shall be installed on the workstation/server and all applicable voting system components by the testing board following the verification of the trusted build, and using the procedures provided by the voting system provider. After installation, the software and firmware shall be verified to the trusted build hash values.

45.6.2.1.4 The test shall be performed with test ballots and an election setup file, as determined by the Secretary of State.

45.6.2.1.5 Functional testing shall be completed according to the schedule identified in section 45.3.3.

45.6.2.2 Secretary of State requirements for testing

45.6.2.2.1 The Secretary of State or the designee shall conduct functional testing on the voting system based on this rule and additional testing procedures as determined by the Secretary of State.

45.6.2.2.2 The voting system shall receive a pass/fail or not applicable for each test conducted with applicable notation on the test log.

45.6.2.2.3 A test log of the testing procedure shall be maintained and recorded on file with the Secretary of State. This test log shall identify the system and all components by voting system provider name, make,

45.6.1.1 The voting system provider shall demonstrate the exact proposed voting system to the Secretary of State or his or her designee prior to any functional testing. It should be expected that a minimum of 6 hours would be required of the voting system provider to demonstrate and assist with programming of the software as necessary.

45.6.1.2 The demonstration period does not have a pre-determined agenda for the voting system provider to follow; however, presentations should be prepared to address and demonstrate with the specific system the following items as they pertain to each area and use within the voting system:

- (a) System overview;
- (b) ✓ Verification of complete system matching EAC certification; - *italicized*
- (c) ✓ Ballot definition creation;
- (d) ✓ Printing ballots on demand;
- (e) ✓ Hardware diagnostics testing;
- (f) Programming election media devices for various count methods:
 - (i) Absentee; ✓
 - (ii) Early Voting; ✓
 - (iii) Precinct/Poll Place; ✓
 - (iv) Provisional; and ✓
 - (v) Vote Center. ✓
- (g) ✓ Sealing and securing system devices;
- (h) Logic and accuracy testing; *PC*
- (i) Processing ballots; *CC*
- (j) ✓ Accessible use; *at POLL PLACE*
- (k) Accumulating results; *CC*
- (l) Post-election audit; *EV*
- (m) ✓ Canvass process handling;
- (n) Audit steps and procedures throughout all processes; *Ass'd Rpt's*
- (o) Certification of results; and
- (p) Troubleshooting.

45.6.1.3 The voting system provider shall have access to the demonstration room for one hour prior to the start of the demonstration to provide time for setup of the voting system.

45.6.1.4 A maximum of 3 business days – 24 hours total shall be allowed for the demonstration.

45.6.1.5 The demonstration shall be open to representatives of the press and the public to the extent allowable. The Secretary of State may limit the number of representatives from each group to accommodate space limitations and other considerations.

45.6.1.6 The Secretary of State shall post notice of the fact that the demonstration will take place in the designated public place for posting notices for at least seven (7) days before the demonstration. The notice shall indicate the general time frame during which the demonstration may take place and the manner in which members of the public may obtain specific information about the time and place of the test.

45.6.1.7 The voting system provider shall provide the same class of workstation and/or server for testing the voting system as the normal production environment for the State of Colorado.

45.6.2 Functional Testing

45.6.2.1 Voting system provider requirements for testing

45.6.2.1.1 The voting system provider shall submit for testing the specific system configuration that shall be offered to jurisdictions including the components with which the voting system provider recommends that the system be used.

45.6.2.1.2 The voting system provider is not required to be present for the functional testing, but shall provide a point of contact for support.

45.6.2.1.3 The proprietary software shall be installed on the workstation/server and all applicable voting system components by the testing board following the verification of the trusted build, and using the procedures provided by the voting system provider. After installation, the software and firmware shall be verified to the trusted build hash values.

45.6.2.1.4 The test shall be performed with test ballots and an election setup file, as determined by the Secretary of State.

45.6.2.1.5 Functional testing shall be completed according to the schedule identified in section 45.3.3.

45.6.2.2 Secretary of State requirements for testing

45.6.2.2.1 The Secretary of State or the designee shall conduct functional testing on the voting system based on this rule and additional testing procedures as determined by the Secretary of State.

45.6.2.2.2 The voting system shall receive a pass/fail or not applicable for each test conducted with applicable notation on the test log.

45.6.2.2.3 A test log of the testing procedure shall be maintained and recorded on file with the Secretary of State. This test log shall identify the system and all components by voting system provider name, make,

ESAN

lv. integrated components + how to verify
hardware + software

COS 660 + HP 2420

C. Boes - system

Per protector - pre-creates

1. define electronics - instruction text

language etc., parameters

2. partially maintain

2. parameter table - reg vector #5
destructs

Contexts

Polling Place - ED+EV

active context - candidate

Reports - Audit, proofing, better style
Security checks

Admin - user level access - parameters

Help - about verify version

ballot format - ballot now on printer or DRE

wrote MBB - take button & press

DAC - is audio only on MBB

recorded voice separate system

Installed Audio in DAC

Hardware diag at power up as
all components

ESCAN

- Counter

- serial version

" rolling place

put zero report

SPACE on card?

IBC - Public & Private counter

MBB - Capacity

error for near overflow

Pulling Place ID is reported in BOSS

Access code access time is in BOSS
Time to reject

Audio card MUST be installed before powerup

Daily Detail report to reconcile

* SEQUENTIAL ASSIGNMENT *
TEST THIS!!

BARCODE DATA?

Barcode Box may be "keyed" differently

PCOS can combine final results
Escan Only?

* TEST *
Not Sure of IBC

MULTI PAGE HAS TO BE IN ORDER

* BATCHES? NAMING

TALLY

FINALIZE?

REPORT + TABULATE TIMES

TRANSFER CONFIG IN TALLY
per Rally

* TEST RALLY for EU MBB

PROVISIONAL TOTAL

BOSS - change report to show

WHERE?

* PARTIAL BALLOT ABILITY

* UNDO WRITE-IN OR PROVISIONAL

* Vote Center

CREATE Poll Place w/ ALL PROVINCES

L & A TESTING

BEST WAY?

USE TEST MBB'S w/ SPECIAL BALLOTS

OR

SEPERATE TALLY DB -

1:21

CANDIDATE AUDIO TIME? HB

STOP AT MIDNIGHT?

INSTANT RUN OFF

Blank Ballots?

UPAT LINE LENGTH - How Many?
FONTS?

UPAT WIRING TO PRINTER

May 2, 2007

Started at 9:07 am

Dan Coppelman = spoke 1st

Cassie Keller is with Hart
entercific as well as Paul.

EScan device -

Estate system -

JVC - rus estate system will
print out tape when started
with software number on it.

Rally-way to communicate election
results

I 260- Kodak Scanner

once candidate is certified
for election you go into Bosh
system.

active contest - see who is running
mobile Ballot Box = How you run the
equipment

audio card - Put in new unit it only
goes in 1 way.

Hardware diagnostic is done at
power up of e skate.

JVC - can tell you how many units
is hooked up to it. and serial #
and version.

E Scan is screwed into the
tub itself

E scan - Will notice an over vote
Scan Batches - to Print report

can't tally - until you finalize
Batch database

During testing don't forget to print
zero tape.

You can't use tally for early voting.
You have to have the keys to
run system.

serve Back up everything
Before the next election

Period Covered (Circle one)
DAY WEEK MONTH

HART

Date
7.2.07

After Action Review Form

What was expected to happen?

What went well:

- WERE SUPPOSED TO RECEIVE
CLEAR DISK TODAY W/ INFO

What isn't going well:

What can be improved and how?

Action Item List

Person	Task	Deadline

Period Covered (Circle one)
DAY WEEK MONTH

2007-CDOS-HAR-001-0404

Date
6/22/2007

After Action Review Form

Description of Incident:

- ~~Missing~~ - DRIVERS for Server - PRO has them now. Schwarz.
- Review/ITA Request - Have not heard back.
L MONDAY/TUESDAY.
- 2 weeks MAY to get this done.

What steps were taken to remedy:

Action Item List

Person	Task	Deadline
John G.	SEND FRANK NOTICE as being forwarded.	

After Action Review Form

Description of Incident:

- ESCAN INI file being installed w/out permissions.
- Documentation is a concern.
→ need 60 docs (that are current.)
- CONCERNED ABOUT TRAINING TODAY TO CONTINUE.
 - STAFF DOCS NOT HAVE TIME WITH WORKING ON OTHER VENDOR TRUSTED BODS ALL DAY LONG.

What steps were taken to remedy:

Action Item List

Person	Task	Deadline
✓	SEND E-MAIL TO STAFF AS HART INFO.	
✓	SEND E-MAIL TO HART ON THAT STATUS FOR SYSTEM.	
	IF POSSIBLE UPDATE ON TUESDAY.	

— Unofficial Our Lady Base Line
ELECTION — May 21, 2007

239

Precincts Reporting 3 of 20 = 15.00%

Total	100	100	100
-------	-----	-----	-----

Cumulative Report — Unofficial

SAMPLE COUNTY — COORDINATED ELECTION — May 21, 2007

Page 2 of 4

09/12/2007 04:50 PM

Total Number of Voters : 75 of 16,050 = 0.47%

Precincts Reporting 3 of 20 = 15.00%

Party	Candidate	Absentee	Early	Election	Total
County Commissioner Dist. 2, Vote For 1					
REP	Andy McElhany - Commissioner David C. Schultheis - Vice Commissioner	0 0.00%	0 0.00%	17 45.95%	17 45.95%
DEM	Bill Martin - Commissioner Mary F. Hafner - Vice Commissioner	0 0.00%	0 0.00%	20 54.05%	20 54.05%
Cast Votes:		0 0.00%	0 0.00%	37 49.33%	37 49.33%
School District R-1 - Four Year Term, Vote For 3					
	Noreve Fraser	0 0.00%	0 0.00%	0 0.00%	0 0.00%
	Earl F. Dodge	0 0.00%	0 0.00%	0 0.00%	0 0.00%
	Lynn Hefley	0 0.00%	0 0.00%	0 0.00%	0 0.00%
	Joe Nunez	0 0.00%	0 0.00%	0 0.00%	0 0.00%
	Sandra Panetta	0 0.00%	0 0.00%	0 0.00%	0 0.00%
Cast Votes:		0 0.00%	0 0.00%	0 0.00%	0 0.00%
County Question 1a, Vote For 1					
	YES	0 0.00%	0 0.00%	20 54.05%	20 54.05%
	NO	0 0.00%	0 0.00%	17 45.95%	17 45.95%
Cast Votes:		0 0.00%	0 0.00%	37 49.33%	37 49.33%
County Question 1b, Vote For 1					
	YES	0 0.00%	0 0.00%	20 54.05%	20 54.05%
	NO	0 0.00%	0 0.00%	17 45.95%	17 45.95%
Cast Votes:		0 0.00%	0 0.00%	37 49.33%	37 49.33%
County Question 1c, Vote For 1					
	YES	0 0.00%	0 0.00%	17 45.95%	17 45.95%
	NO	0 0.00%	0 0.00%	20 54.05%	20 54.05%
Cast Votes:		0 0.00%	0 0.00%	37 49.33%	37 49.33%
County Question 1d, Vote For 1					
	YES	0 0.00%	0 0.00%	17 45.95%	17 45.95%
	NO	0 0.00%	0 0.00%	20 54.05%	20 54.05%
Cast Votes:		0 0.00%	0 0.00%	37 49.33%	37 49.33%
City of Golden Question 2a, Vote For 1					
	YES	0 0.00%	0 0.00%	0 0.00%	0 0.00%
	NO	0 0.00%	0 0.00%	0 0.00%	0 0.00%
Cast Votes:		0 0.00%	0 0.00%	0 0.00%	0 0.00%

Cumulative Report — Unofficial SAMPLE COUNTY — COORDINATED ELECTION — May 21, 2007

Page 3 of 4

09/12/2007 04:50 PM

Total Number of Voters : 75 of 16,050 = 0.47%

Precincts Reporting 3 of 20 = 15.00%

Party	Candidate	Absentee	Early	Election	Total
City of Golden Question 2b, Vote For 1					
YES		0 0.00%	0 0.00%	0 0.00%	0 0.00%
NO		0 0.00%	0 0.00%	0 0.00%	0 0.00%
Cast Votes:					
		0 0.00%	0 0.00%	0 0.00%	0 0.00%
City of Golden Question 2c, Vote For 1					
YES		0 0.00%	0 0.00%	0 0.00%	0 0.00%
NO		0 0.00%	0 0.00%	0 0.00%	0 0.00%
Cast Votes:					
		0 0.00%	0 0.00%	0 0.00%	0 0.00%
City of Golden Question 2d, Vote For 1					
YES		0 0.00%	0 0.00%	0 0.00%	0 0.00%
NO		0 0.00%	0 0.00%	0 0.00%	0 0.00%
Cast Votes:					
		0 0.00%	0 0.00%	0 0.00%	0 0.00%
City of Lakewood Question 2e, Vote For 1					
YES		0 0.00%	0 0.00%	15 50.00%	15 50.00%
NO		0 0.00%	0 0.00%	15 50.00%	15 50.00%
Cast Votes:					
		0 0.00%	0 0.00%	30 60.00%	30 60.00%
City of Lakewood Question 2f, Vote For 1					
YES		0 0.00%	0 0.00%	15 50.00%	15 50.00%
NO		0 0.00%	0 0.00%	15 50.00%	15 50.00%
Cast Votes:					
		0 0.00%	0 0.00%	30 60.00%	30 60.00%
City of Lakewood Question 2g, Vote For 1					
YES		0 0.00%	0 0.00%	15 50.00%	15 50.00%
NO		0 0.00%	0 0.00%	15 50.00%	15 50.00%
Cast Votes:					
		0 0.00%	0 0.00%	30 60.00%	30 60.00%
City of Lakewood Question 2h, Vote For 1					
YES		0 0.00%	0 0.00%	15 50.00%	15 50.00%
NO		0 0.00%	0 0.00%	15 50.00%	15 50.00%
Cast Votes:					
		0 0.00%	0 0.00%	30 60.00%	30 60.00%
School District R-1 Question 3a, Vote For 1					
YES		0 0.00%	0 0.00%	0 0.00%	0 0.00%
NO		0 0.00%	0 0.00%	0 0.00%	0 0.00%
Cast Votes:					
		0 0.00%	0 0.00%	0 0.00%	0 0.00%

Cumulative Report — Unofficial SAMPLE COUNTY — COORDINATED ELECTION — May 21, 2007

Page 4 of 4

09/12/2007 04:50 PM

Total Number of Voters : 75 of 16,050 = 0.47%

Precincts Reporting 3 of 20 = 15.00%

Party	Candidate	Absentee	Early	Election	Total
School District R-1 Question 3b, Vote For 1					
YES		0 0.00%	0 0.00%	0 0.00%	0 0.00%
NO		0 0.00%	0 0.00%	0 0.00%	0 0.00%
Cast Votes:		0 0.00%	0 0.00%	0 0.00%	0 0.00%
School District R-1 Question 3c, Vote For 1					
YES		0 0.00%	0 0.00%	0 0.00%	0 0.00%
NO		0 0.00%	0 0.00%	0 0.00%	0 0.00%
Cast Votes:		0 0.00%	0 0.00%	0 0.00%	0 0.00%
Lookout Mountain Question 4a, Vote For 1					
YES		0 0.00%	0 0.00%	15 50.00%	15 50.00%
NO		0 0.00%	0 0.00%	15 50.00%	15 50.00%
Cast Votes:		0 0.00%	0 0.00%	30 60.00%	30 60.00%
Lookout Mountain Question 4b, Vote For 1					
YES		0 0.00%	0 0.00%	15 50.00%	15 50.00%
NO		0 0.00%	0 0.00%	15 50.00%	15 50.00%
Cast Votes:		0 0.00%	0 0.00%	30 60.00%	30 60.00%
Lookout Mountain Question 4c, Vote For 1					
YES		0 0.00%	0 0.00%	15 50.00%	15 50.00%
NO		0 0.00%	0 0.00%	15 50.00%	15 50.00%
Cast Votes:		0 0.00%	0 0.00%	30 60.00%	30 60.00%

Hart 5-2-07

equip-

printed on receipt

svc-

E-scan

Nov- version #

printed

lock-up

valley

Col-

Scanner

Definition of Ballots-

password protected

electronic

language

on demand ballots

e-scan

rolls

party choice

Contexts

Poll Places

Election Day

Main Bar-
sub
accounts

Reports
audits
proofs
style tables
security

Admin
passwords

Help

Presentation - 9:07 am
Demonstration

May 2, 2007

John Demonstration Ground Rule -
Public Demonstration

24 Items Rule 25

Heart - 8 test monitors.

Questions - for the public (Vendor - a slate)

Methods for the presentation

No Recording - Only Video Recording.

- Questions from the visitors.

Kasey Keller - State Certifications

Paul L - - state certifications

Sean Present Present Scanner. Shows
what -

Eslate -

V - VFAT -

Jvc - Eslate system present software
being used.

Boss - Ballot Definition Monitor

elements

Talley -

Serve O - Backup system

- Election vote w/ County.

CHS - Commercial offer tally

AP 2420 - Printer Access reports

~~Edbo~~ - Prints Reports. (MVB)

About format. ECB-Key

E-Scan is located in the format tab.

MVB - only holds Audio.

MVB you can only use one recording or storing

(Cassette for each unit.

Diagnostic TS printing off the will.

JVC at power up. E-Scan

Steps

- 1 Code

- 2 Voting Location

3 proper plate

D-Print Report

- System lock.

Ballots

Use of Ballots. From Boss
New MBB used. Boss - Confirms MVB cards
user - ID & password.

Ballot - Serial number.

once closed you cannot rewrite that
election onto that card.

~~Before~~ Polls * To receive a tally you must shut down *
Boss, before going into Tally. So either
Before election or after

Tab for LNA - In Administrative Tab
(System is called to ant)

Accumulative Report for Registered Voter

Start will Tab when Both System have been
tallied to.

Can we leave
Electro
Crypto

Where are you
going for Lunch

they
give

~~good, good, good, good~~

~~good, good, good~~

~~Good~~ 2/10

~~Friday - Monday~~
~~Monday, Monday~~
~~Good day, No work~~

Wednesday

Heart Demonstration

5-2-07

Casey Keller - Paul Lumpsumpin

Equipment

RECAP E Scan = Show Software Version

JVC RUNS E slot SYSTEM

Prints tape w/ SW version

Laptops BASS = Election Mgt System

Ballot now absentee SYST.

& tabulation PROGRAM

Servo & Rally = communication w acct

Cott IE6-60 = drivers

HP 2420 Printer = RPTS

IE60 will be (tested) - scanner

BOSS System is used once candidates have been certified.

Pro to testing state required ballot requirements

p-state =

Instructions / Language Handling Ports
(assigning passwords / JVC & for P-Scan
(start up screens))

Democrat / republicans / other parties
Precincts tabs

may input known voters
tabs for districts

Contest that have been certified

tabs = polling places / precincts
next

active contest may be added
next tab

= RPTS / audit trail / ballot printing
styling RPTS / contest list / district RPTS
polling place list / security audits

next

admin tabs

assign password / user levels / help & about
version

JVC / Estate

Next = Ballot ~~Format~~ Formats
next / style how ballots can look = format
Can select printed ballots here
Cards into E-STATE no vote collection
only audio may assign translations
& import audio / also embeddings
a recorded voice / read the ballot
into a ~~micro~~ microphone / not a
synthesized voice
written a audio ~~card~~ card
Estate disabled booth
left Estate out

next Create other cards to run the other ^{only}
~~the~~ programs once installed cannot
be removed once burned may be input
in any order

MUP must be inserted into ESCAN device
validates / ENT start up pass word
ent polling place ID / confirm polling
place

~~Prints~~ Prints election ID
Print - zero RPT

~~Mobile~~ (mobile ~~ballot~~ ballot box)

1 (NMB) Card

you may retrieve polling ~~and~~ place ID's out of Boss

~~polling~~ ~~polling~~? \rightarrow needs access code)
JVC will not let you vote if it is ~~not~~ NOT set up properly

Tell how many E stats are connected

= password protected

(in present device)

Audio is available for every voter

Voter chooses if they ~~want~~ want to use headphones

in Boss you can predetermine ~~also~~ how long the access codes are good

JVC = Daily ~~Rec~~ Rec-able RPTS

Summary

access code totals

verify booths

How many ~~stats~~ voters

precount issues

Power down after days voting

Plug in / Power up next day

E stats must be in sequence

Audio = volume in headset

Needs new MVB each day to accumulate tabulation
Per each day.

ESkate ~~e~~ = Brail

Language ↘

~~audio~~ audio → options

~~ESkate~~

ESCAN = (en) user ID & Pass word

select election

Insert correct MVB ^{2 MVB}

2 security features / back up features

~~select election~~

Select election

Go in prog - options

PRINT ballots - select serial #'s

use tab ~~ballot~~ Ballot Printing

PRINT ballots

Manual override RE = over votes
under votes

(may choose) to CAST VOTE

PRINT tally Rpt

& Detail Rpt

Scans 100 pages per min.

Needs serial #'s assigned in order
to ~~tab~~ tally

Must have 2 pages 4 sides

& must be in order

Printing

you
demand

~~2020~~

Select election source
OR scan ballots (absentee
ballots)
by (PRECINCTS)

must resolve all issues (over vote etc)
to have vote accepted

Ballot Nerve / ^{Finalize}
Talley = (Close) The data base to
Talley is a remote
uploading program
for tally BOSS
either before the elections or after
time

OR you can RUN MUBS but can't
tally until you finalize
tally will provide our audit

go in to BOSS

open & go in to admin

Finalize

Talley

Finalized / status

back out of BOSS

go into Talley

Create a new Talley base

Create parameters

Valley database wizard
Next locked available databases
Select in electron mode

(There is a simulated
test mode)
to show full functionality
of the system choose
electron

Create a name

Next

Options consolidate presents
click set official rpt

You may read in card but can't
Rtp until you close

Run report after "it run"

only an administrator may do ~~the~~
this

~~click~~ click open public demonstration
open file

shows results / tabulation

Present information will
be available

Duany testing print zero tape

Present Rpt

(options to display over/under
account)

RPT is 24 Pages Precinct RPT
For testing you may print 2000 RPTs

will show voter turn out when
of Registered voters have been
entered

Rpt is 2 pages long
Cumulative Rpt

ESCAN = electronic voting

Reads ballots

& MBV

No tabulation work ~~at~~ closing
out

election night results
cross over cable to launch Rally ^{another work station}

w/ another Card Reader

different interface

Click options transfer configurations

~~Click~~ The JVC Card

~~Click~~ (Can't use Rally for early voting)
it will not read

Prior to tabulation

Rpts can ~~be~~ be printed/run

Click start tabulations

MBV tabulated = #

estate)

Writing resolutions
has a list of unresolved (check)
write ins can be added by clicking (add)
& push it over
click resolved
click written name
close

Reporting

Percent RPT

STAT RPT = #'S

NOT ^{READ} ~~READ~~ MBUS

Read MBUS

Burned MBUS

Media productions

Canvas Report

Post election audit comes from Boss

Talley

Totals for the station

Reconciliation

Polling Place status

PRECINCTS

Provisional Ballots
access ID / code
select / validate totals
included or / excluded into your
tally totals

Reassigned for Provisional Ballots
Rpt

Question
Vote Centers

Answered
in Boss
assigned as vote ctr

ECM = Electronic Cryptographic Mgr
to program & assign priv #s
at different levels or controls

IS for the
firmware

The key
↓ #

roles

Responsibilities

you ~~must~~ have ECM to run the program
don't

Servo = warehouse mgt tool

MEU = back up in memory
of the votes

ESCAN = back up mem. if MEU
should be lost

Servo = warehouse tool
early loading for small
containers

if ~~not~~ backed up
it resets it ~~can't~~ be
used for electronics

Program Key

Recover

if Recovery

Repairs

admin tools

Settings

ESCAN

ESLATE

VDB

KODAK SCANNER

BOSS

TALLY

RALLY

BALLOT NEW

ESCAN PASSWORD? ONLY TWO BUTTONS?

(CAREY CAPACITY)?

Will JBC START UP WITH DIFFERENT
FIRMWARE VERSIONS?

Does it make "UNOFFICIAL TALLY"

Grouping BATCH SOURCE CODES?
(BALLOT ADDR)

NAVIGATION IN AUDIO BALLOT

RALLY to TALLY MBB

RALLY 100mils CABLE?

ESon + Presence Scanning

ESlate shows what soft is loaded

JUL runs estate system.

Daniel Elijah MQuay
Christina L MCO

Elijah MQuay Elijah

Elijah MQuay
Elijah

Elijah

May 2, 2007
demonstration started @ 9:07 a.m.

Dan Coppelman

John Gardner - Voting Systems Manager
open to the public!

Hart will preset the monitors

Video recording demo

Cassidy Keller - State Certifications

Paul L. - State Certifications
Equipment

Scanning Precinct

E-Stat - V-V-Plat

JVC runs - defies ballots

Print out tape,

Boss - is ballot

talley, Servo-O Backup system, Election

Cuthb - Commercial for talley

AP2420 - printer access reports

I 260

Ballot formats - How to Setup.

MVB - only holds audio

Audio has voice recorded ballot by
an Audio Card, where you can use
various languages, ~~and~~ to vote.

E-Scan - E-Slate same info

E-Scan first demo

Install MVB card into the E-Scan
11 polling places to be set
up in the State of Colorado. Identify
precincts

Public Counter

Private Counter

Voters get access code to
vote (SVC) to select various lang.
&

You have the choice to cancel
your vote, (three strikes)

~~Can~~ a large ballot fit on one
Screen (yes)

Ballots
Absent
MVB

user: I.D. & password

Can't exchange ~~data~~ ^{cards} from E Scan
to E-Slate or any other piece
of equipment that it does not
belong to. Or authorized.

~~Can't exchange data from E Scan
to E-Slate or any other piece
of equipment that it does not
belong to. Or authorized.~~

~~Tally~~ Finalize data base ^{of Ballot} from Boss
before you can go into Tally.
Option to run MVB. ~~with~~
Can't write cards and tally
at the same time.

Admin only one allowed to
set up data base

Finalization ~~at~~ so many
days after the election.

45.6.1.1 The voting system provider shall demonstrate the exact proposed voting system to the Secretary of State or his or her designee prior to any functional testing. It should be expected that a minimum of 6 hours would be required of the voting system provider to demonstrate and assist with programming of the software as necessary.

45.6.1.2 The demonstration period does not have a pre-determined agenda for the voting system provider to follow; however, presentations should be prepared to address and demonstrate with the specific system the following items as they pertain to each area and use within the voting system:

- (a) System overview; ✓
- (b) Verification of complete system matching EAC certification; ✓
- (c) Ballot definition creation; ✓
- (d) Printing ballots on demand; ✓
- (e) Hardware diagnostics testing; ✓
- (f) Programming election media devices for various count methods:
 - (i) Absentee; ✓
 - (ii) Early Voting; ✓
 - (iii) Precinct/Poll Place; ✓
 - (iv) Provisional; and ✓
 - (v) Vote Center. ✓
- (g) Sealing and securing system devices; ✓
- (h) Logic and accuracy testing; ✓
- (i) Processing ballots; ✓
- (j) Accessible use;
- (k) Accumulating results; ✓
- (l) Post-election audit; ✓
- (m) Canvass process handling; ✓
- (n) Audit steps and procedures throughout all processes; ✓
- (o) Certification of results; and
- (p) Troubleshooting.

45.6.1.3 The voting system provider shall have access to the demonstration room for one hour prior to the start of the demonstration to provide time for setup of the voting system.

45.6.1.4 A maximum of 3 business days – 24 hours total shall be allowed for the demonstration.

45.6.1.5 The demonstration shall be open to representatives of the press and the public to the extent allowable. The Secretary of State may limit the number of representatives from each group to accommodate space limitations and other considerations.

45.6.1.6 The Secretary of State shall post notice of the fact that the demonstration will take place in the designated public place for posting notices for at least seven (7) days before the demonstration. The notice shall indicate the general time frame during which the demonstration may take place and the manner in which members of the public may obtain specific information about the time and place of the test.

45.6.1.7 The voting system provider shall provide the same class of workstation and/or server for testing the voting system as the normal production environment for the State of Colorado.

45.6.2 Functional Testing

45.6.2.1 Voting system provider requirements for testing

45.6.2.1.1 The voting system provider shall submit for testing the specific system configuration that shall be offered to jurisdictions including the components with which the voting system provider recommends that the system be used.

45.6.2.1.2 The voting system provider is not required to be present for the functional testing, but shall provide a point of contact for support.

45.6.2.1.3 The proprietary software shall be installed on the workstation/server and all applicable voting system components by the testing board following the verification of the trusted build, and using the procedures provided by the voting system provider. After installation, the software and firmware shall be verified to the trusted build hash values.

45.6.2.1.4 The test shall be performed with test ballots and an election setup file, as determined by the Secretary of State.

45.6.2.1.5 Functional testing shall be completed according to the schedule identified in section 45.3.3.

45.6.2.2 Secretary of State requirements for testing

45.6.2.2.1 The Secretary of State or the designee shall conduct functional testing on the voting system based on this rule and additional testing procedures as determined by the Secretary of State.

45.6.2.2.2 The voting system shall receive a pass/fail or not applicable for each test conducted with applicable notation on the test log.

45.6.2.2.3 A test log of the testing procedure shall be maintained and recorded on file with the Secretary of State. This test log shall identify the system and all components by voting system provider name, make,

STATE OF COLORADO

Department of State

1700 Broadway
Suite 250
Denver, CO 80290



Mike Coffman
Secretary of State

Holly Z. Lowder
Director of Elections

May 2, 2007

Demonstration Procedures

- 1.) Each vendor will demonstrate the voting equipment to the testing board. The testing board will be allowed to question the vendor during the demonstration.
- 2.) Public observers must sign in at the front door. Public questions will be taken following the vendor demonstration. The subject of any questions must be limited to the demonstration.

The TEXT ABOVE INDICATES THAT THE VOTING EQUIPMENT WILL BE DEMONSTRATED.

45.2.1.1, 45.2.1.2, 45.5.2.1.1, 45.5.2.1.2 ALL REQUIRE THAT THE VOTING SYSTEM BE DEMONSTRATED

AL Kolwicz
303-494-1540