

# Colorado Department of State

Judd Choate, State Election Director

## Colorado's 2022 General Election

December 19, 2022

303-869-4927

[judd.choate@coloradosos.gov](mailto:judd.choate@coloradosos.gov)

# Voter Registration

# How Can You Register to Vote in Colorado?

## **MODE:**

1. Electronic
2. Paper

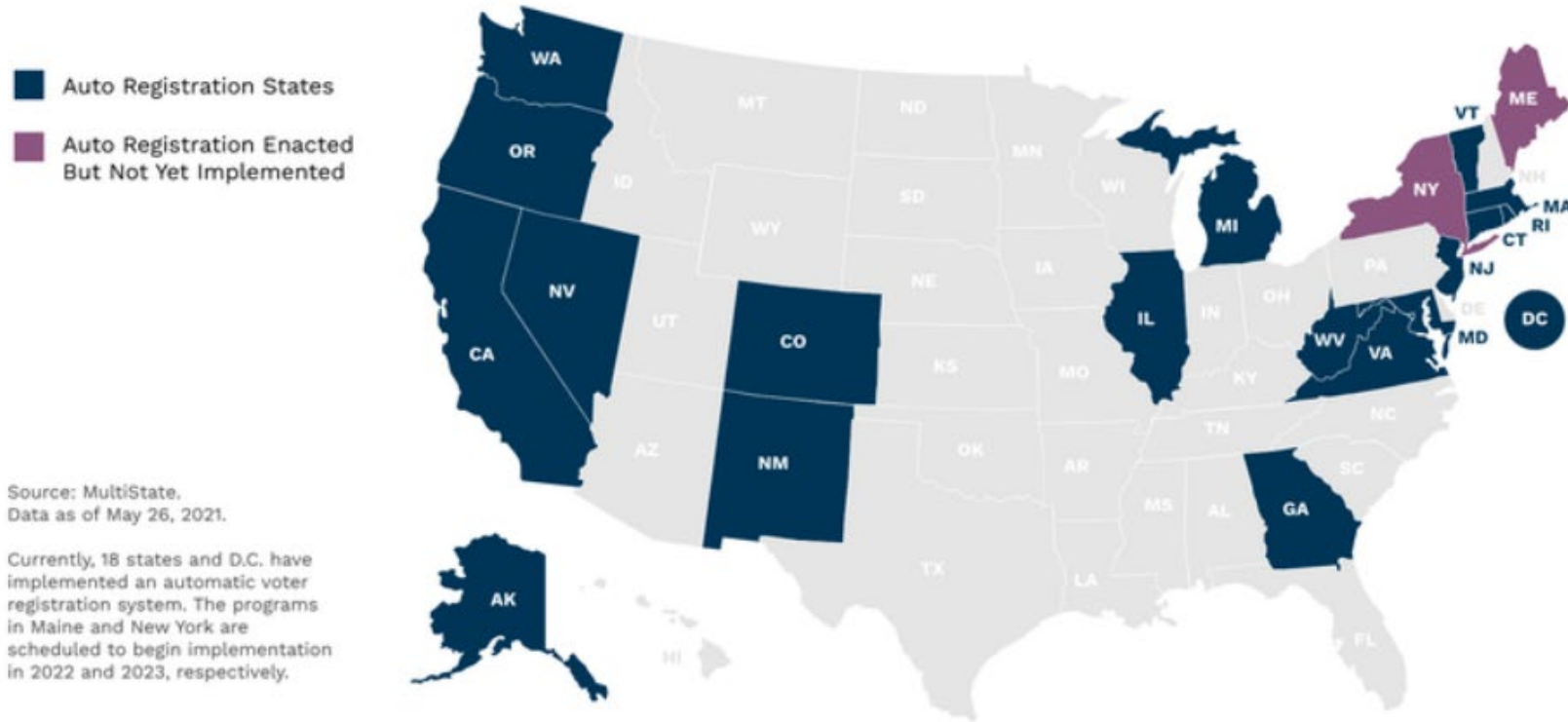
## **METHOD:**

1. Electronic
  - a) Automatic Voter Registration (NVRA, Section 5)
  - b) Online Voter Registration (OLVR)
    - 1) With Driver's License (97% of voter registration files have a DL)
    - 2) With SSN – March 1, 2022
  - c) NVRA, Section 7 Agency website OLVR embedded
  - d) Voter Registration Drives (VRDs) OLVR
2. Paper
  - a) Online Voter Registration form
  - b) Section 7 agency form
  - c) Military recruitment office
  - d) In-person at a county office
  - e) Voter registration drives (VRDs)



# Automatic Voter Registration States

## Election Laws | Automatic Voter Registration



# 2022 Automatic Voter Registration New Registrations

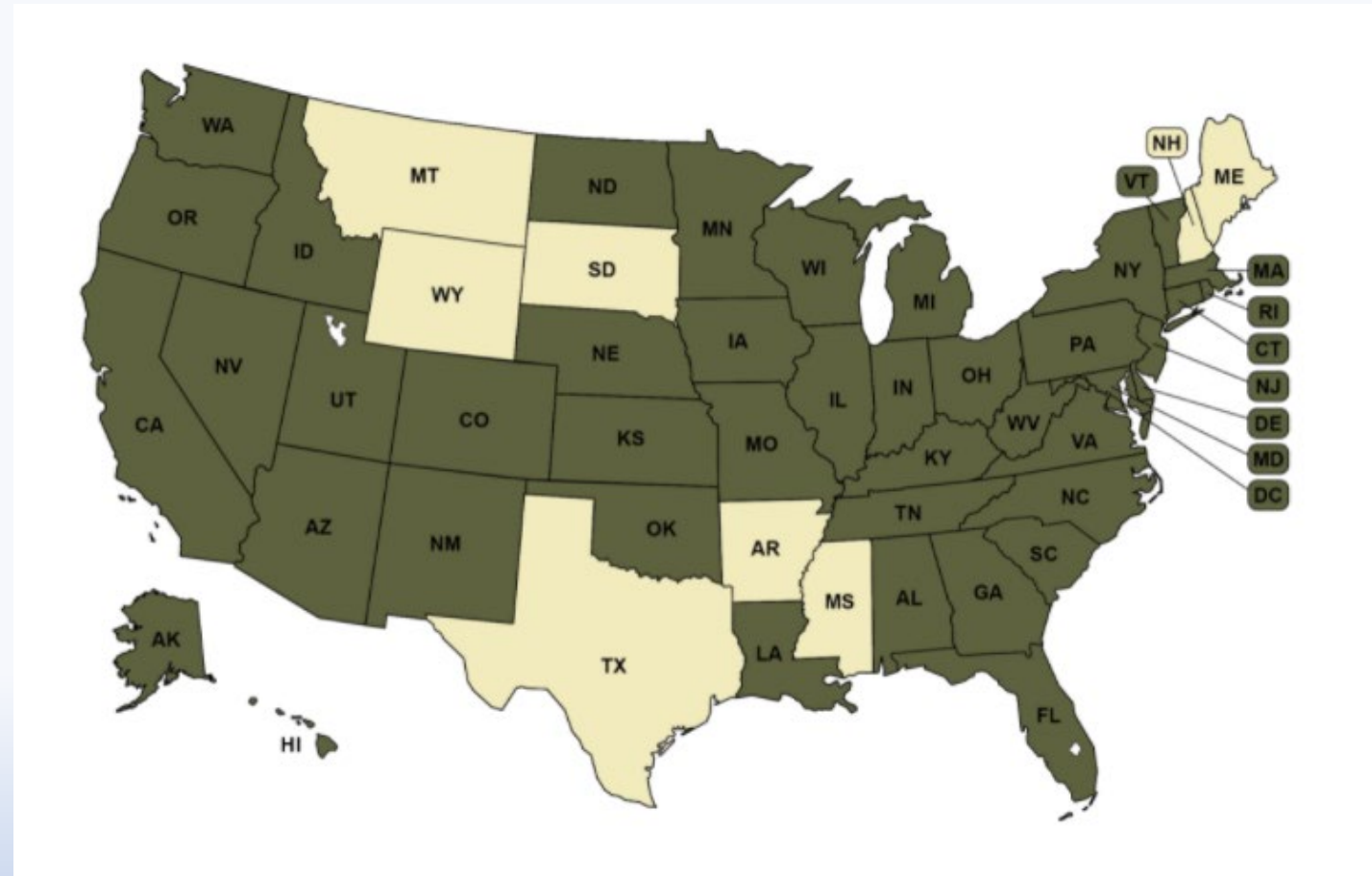


# Online Voter Registration

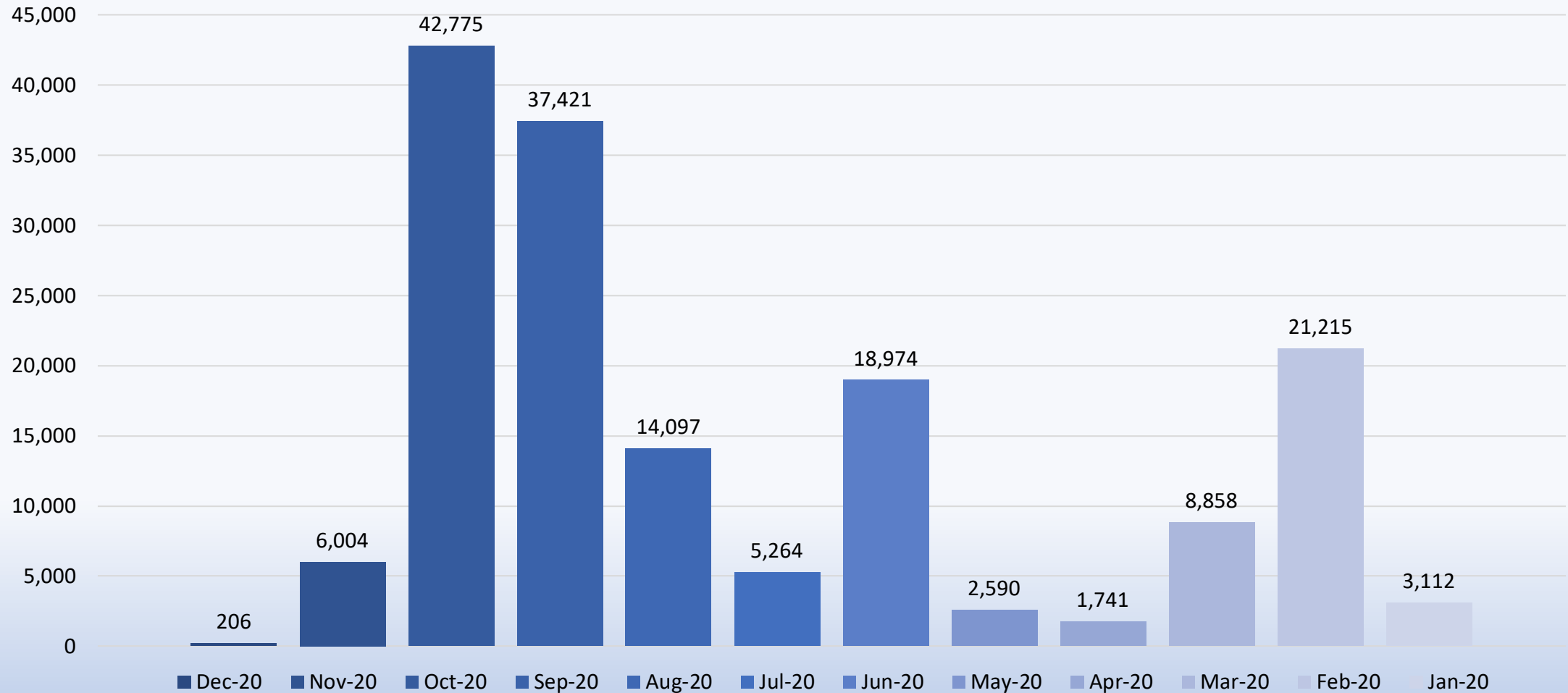
42 states and the District of Columbia have online voter registration. A driver's license is the basis for every online transaction – except NJ and CO.

The Department of State hosts an online voter registration site at [www.govotecolorado.gov](http://www.govotecolorado.gov). This allows currently registered voters and eligible Coloradans to register to vote online, see a sample ballot, and verify their voter registration.

These applications are typically “complete” upon submission. So, the county approves the entry and sends a 20-day mailing to confirm the address - unless it's an SSN application without a signature.



# 2020 New Online Voter Registrations by Month



# What Happens to Your Registration?

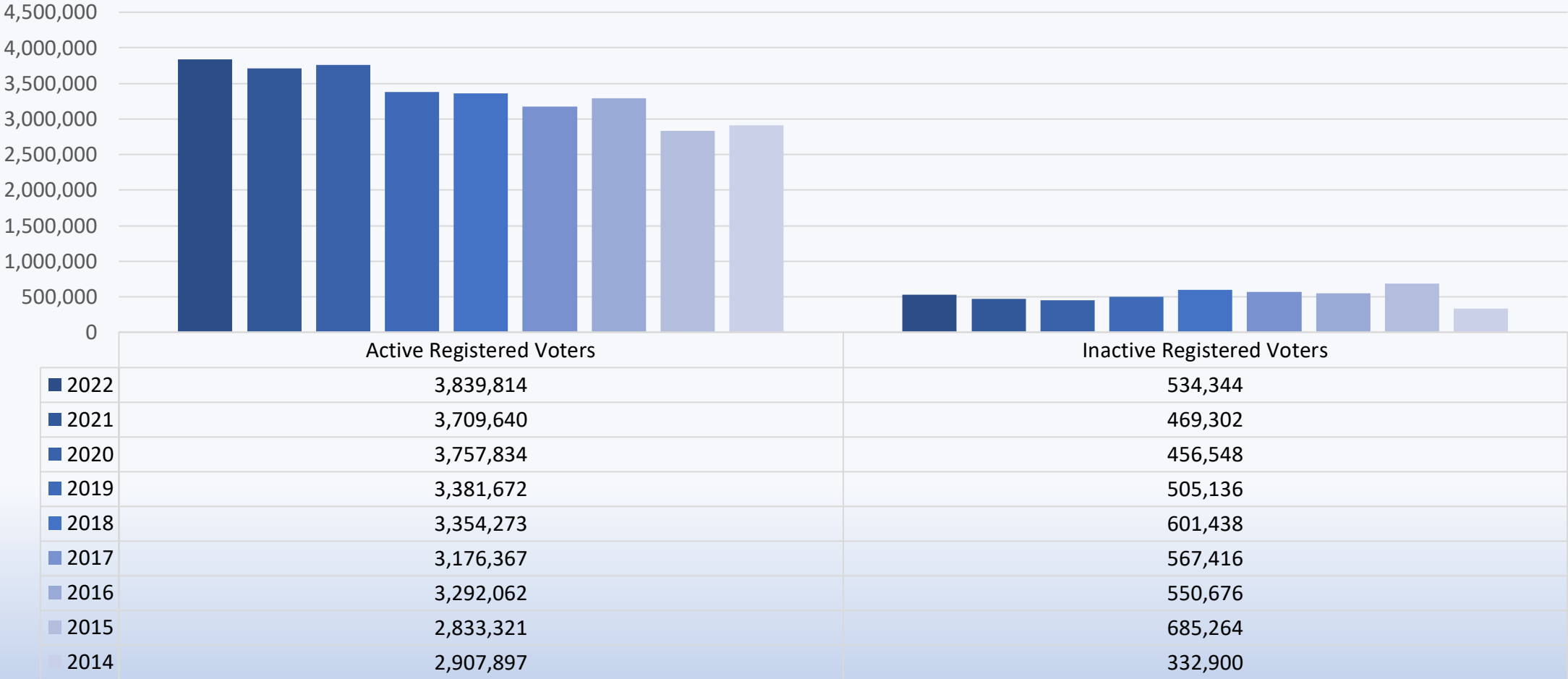
## **State/County Actions:**

1. State office – CDOR, OLVR, faxed forms, VRD forms (sent to state)
  - a) Citizenship check
  - b) Death check
  - c) Felon check
2. County office – In-person paper forms and In-person at VSPC
  - a) Confirms it's a new registration
  - b) Finalizes the registration or marks it as incomplete and sends a mailing



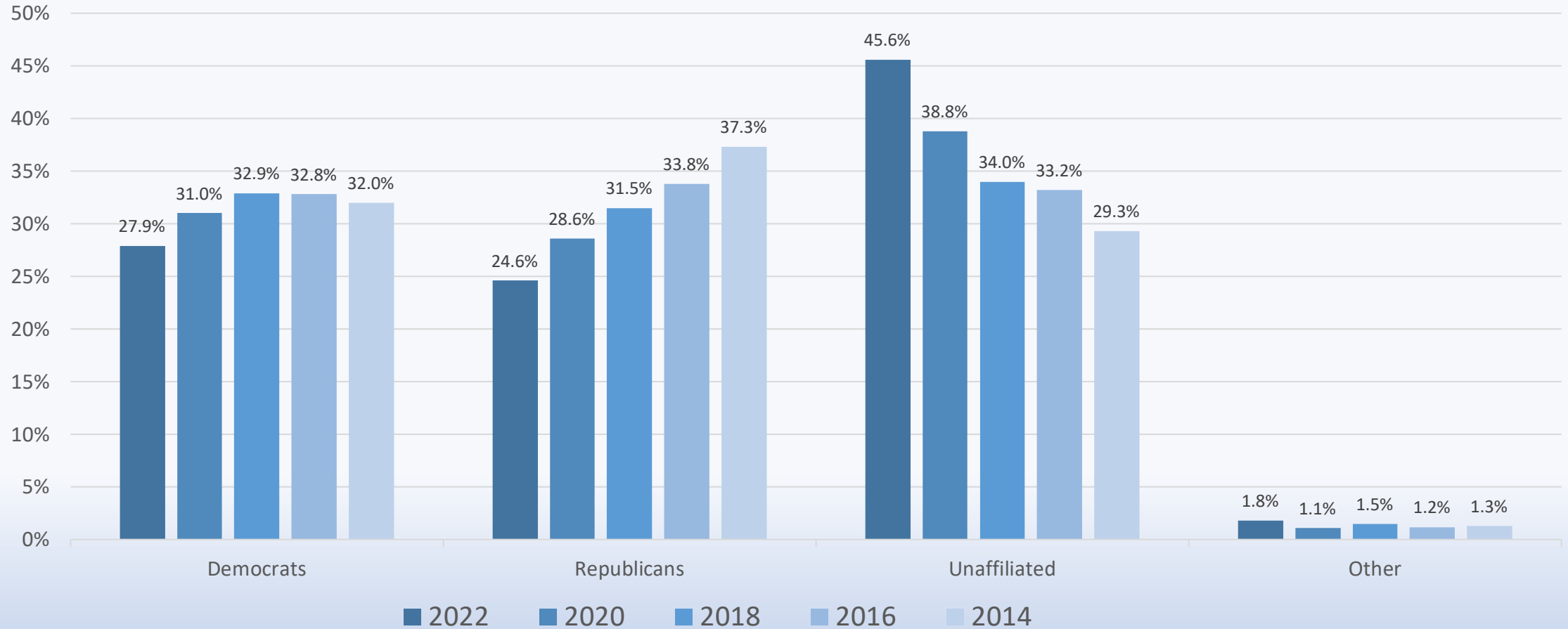
# Current Voter Registration Numbers

# Total Number of Registered Voters 2014-2022



**Note: As of December 1<sup>st</sup> each year**

# Registration By Party 2014-2022



# Colorado's "All-In" Approach on Registration

1. Online Voter Registration with DL 2010
2. ERIC EBU Mailing 2012
3. Same Day Registration 2013
4. Pre-Registration 16-18 year olds 2013
5. Naturalization Ceremonies 2014
6. Automatic Registration (AVR) 2016
7. Eliza Pickrell Routt Award 2016
8. Telemundo Partnership 2018
9. AVR Improvements 2019
10. Pre-Registration for Parolees 2019
11. AVR Full Backend 2020
12. Youth Advisory Council 2021
13. Online Voter Registration SSN 2022

# 2022 General Election Data

# 2022 General Election Colorado Turnout By Party

Party	# Active Registered	% Registered	% of Votes	# Votes	Turnout %
Unaffiliated	1,751,078	45.6%	40.5%	1,038,133	59.3%
Democrats	1,070,761	27.9%	30.3%	776,489	72.5%
Republicans	946,771	24.6%	27.9%	716,319	75.7%
Other	71,204	1.8%	1.3%	33,578	46.5%
<b>Total</b>	<b>3,839,814</b>	<b>100%</b>	<b>100%</b>	<b>2,564,519</b>	<b>66.8%</b>

# 2022 General Election Colorado Turnout By Age

Age	# Active Reg	Vote Credit	% Turnout
18-24	413,417	160,416	38.8%
25-34	725,876	358,893	49.4%
35-44	678,793	427,861	63.0%
45-54	582,307	416,567	71.5%
55-64	591,662	470,336	79.5%
65-74	517,584	448,831	86.7%
75 AND OVER	330,855	281,695	85.2%
<b>Total</b>	<b>3,840,494</b>	<b>2,564,519</b>	<b>66.8%</b>

# 2022 General Election Colorado In-Person/Mail Turnout

Party	# Votes	# Voting In-Person	# Voting by Mail	% Voting In-Person	% Voting Mail Ballot
Unaffiliated	1,038,133	50,286	987,847	4.9%	95.1%
Democrats	776,489	28,774	747,715	3.7%	96.3%
Republicans	716,319	37,779	678,540	5.3%	94.7%
Other	33,578	3,320	30,258	9.1%	90.9%
<b>Total</b>	<b>2,564,519</b>	<b>120,159</b>	<b>2,444,360</b>	<b>4.7%</b>	<b>95.3%</b>



# 2022 General Election VSPC New Registrations by Day



	24-Oct	25-Oct	26-Oct	27-Oct	28-Oct	31-Oct	1-Nov	2-Nov	3-Nov	4-Nov	5-Nov	6-Nov	7-Nov	8-Nov
New	27	21	12	10	18	39	45	53	62	129	97	2	557	4,501
Update/vote	88	67	67	72	99	187	194	235	286	561	469	7	2,774	20,179
Vote In-Person	444	365	400	360	665	926	906	1,006	1,167	2,987	2,290	45	9,206	68,459
Total	559	453	479	442	782	1,152	1,145	1,294	1,515	3,677	2,856	54	12,537	93,139

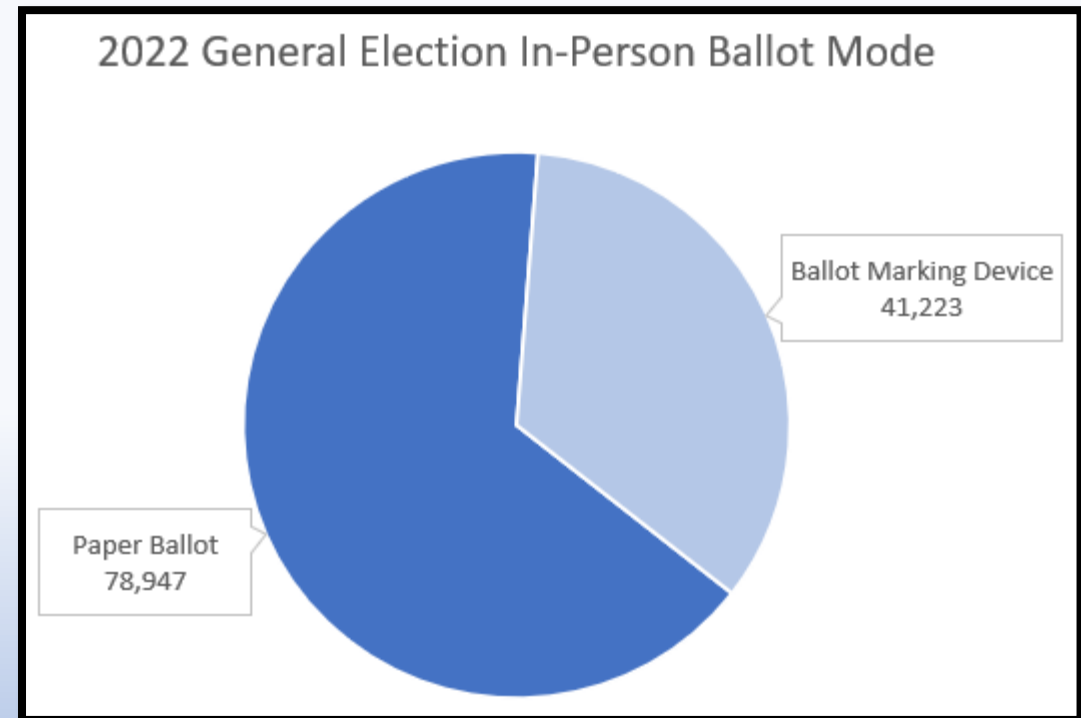
# Voter Service and Polling Centers #3

## What transactions can occur at a VSPC?:

1. Vote in person – void mail ballot, issue a new ballot
  - a) Paper ballot
  - b) Ballot Marking Device
2. Register to vote
3. Update voter registration

Election Day, open 7am-7pm

Counties must track wait times



# Ballot Tracking

In 2020, the SOS enrolled all Colorado voters with an email address in their voter registration file to BallotTrax – to receive notifications regarding their mail ballot status. The voter can then choose a text, email, or phone notification.

## **Notifications:**

1. When the ballot is mailed by the county
2. When the ballot is received by the county
3. When the county approves the ballot for counting

Those w/out an email address on file can sign up at <https://colorado.ballottrax.net>.  
Voters can opt out of BallotTrax at any time.

# 2022 General Election BallotTrax Usage



# 2022 General Election BallotTrax Usage

## OPT-IN AND MESSAGE STATS

### STATEWIDE VOTER OPT-IN STATS

Email (84.98%)	1,624,986
SMS (13.80%)	263,911
Voice (1.21%)	23,193
<hr/>	
Total	1,912,090

# Comparing Colorado to the Nation

# National VEP Turnout 1900-2020

**2020 had the highest turnout of eligible voters** for a presidential election since **1900**.

**National turnout over time - marks the modern record for turnout after major historic expansions.**

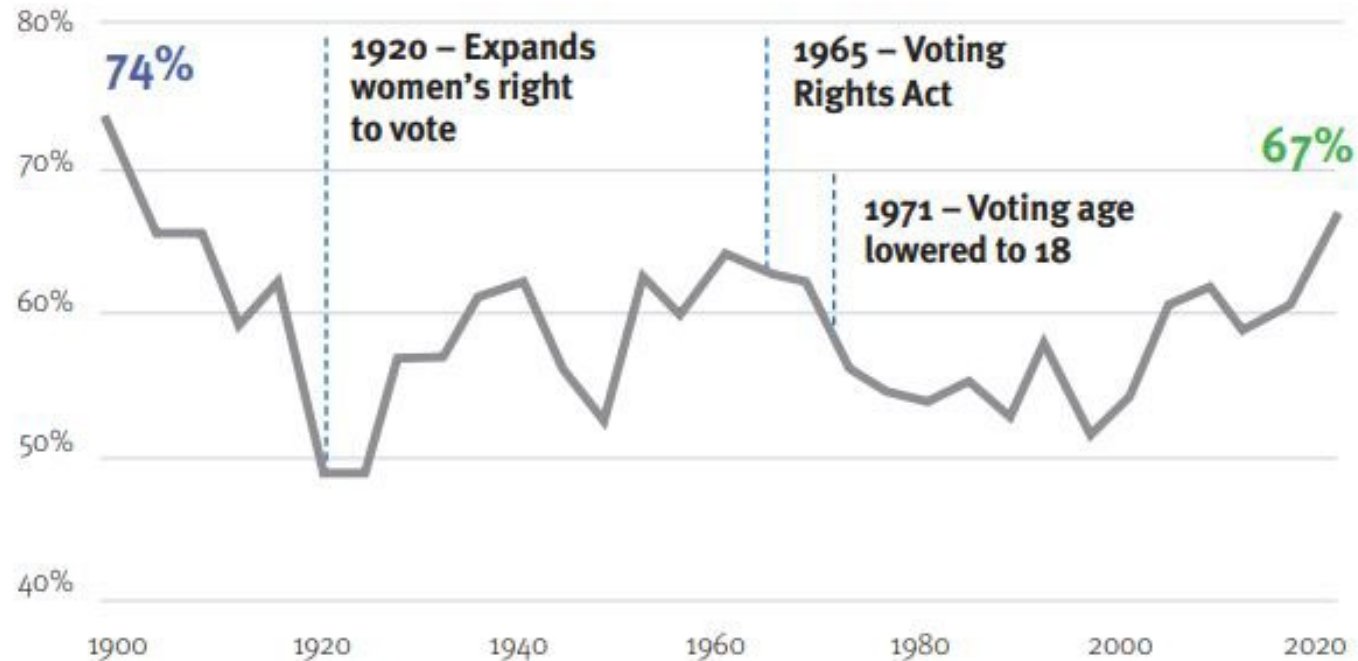
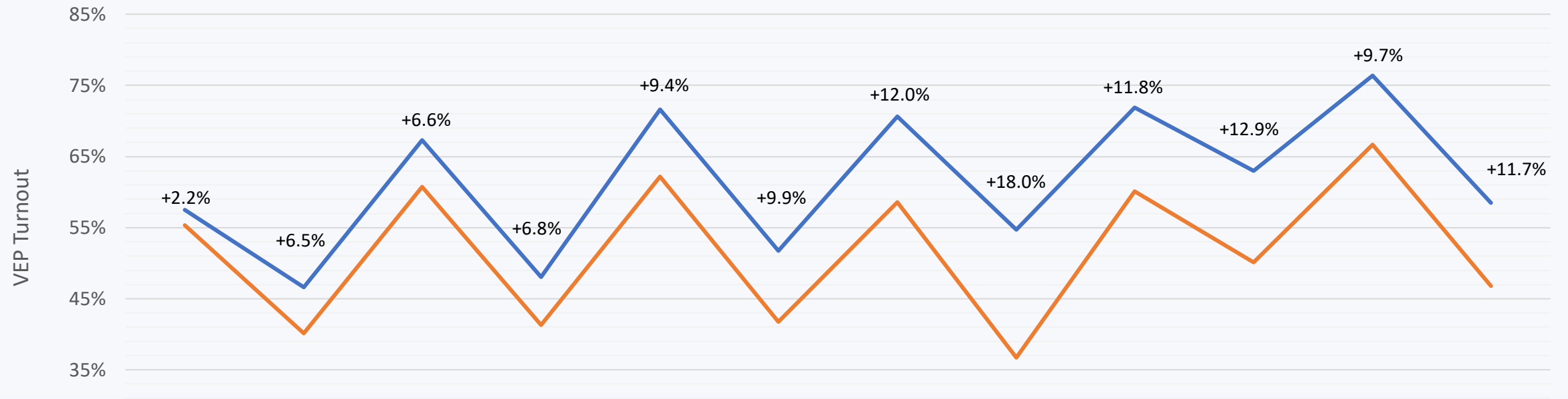


Figure 1

Source: U.S. Elections Project

# Colorado v. National VEP Turnout 2000-2022

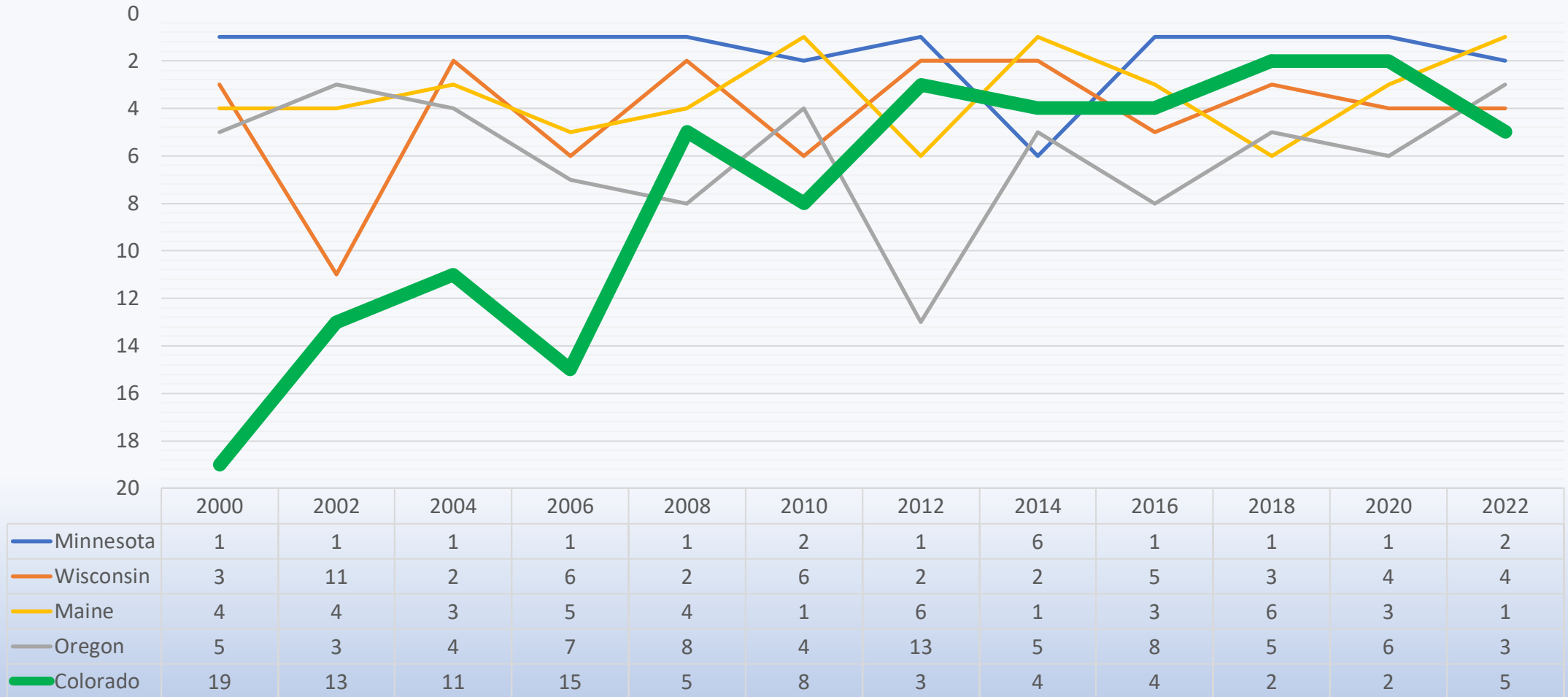


	Presidential 2000	Midterm 2002	Presidential 2004	Midterm 2006	Presidential 2008	Midterm 2010	Presidential 2012	Midterm 2014	Presidential 2016	Midterm 2018	Presidential 2020	Midterm 2022
Colorado	57.5%	46.6%	67.3%	48.1%	71.6%	51.7%	70.6%	54.7%	71.9%	63.0%	76.4%	58.5%
National	55.3%	40.1%	60.7%	41.3%	62.2%	41.8%	58.6%	36.7%	60.1%	50.1%	66.7%	46.8%



# Top States VEP Turnout

## 2000-2022

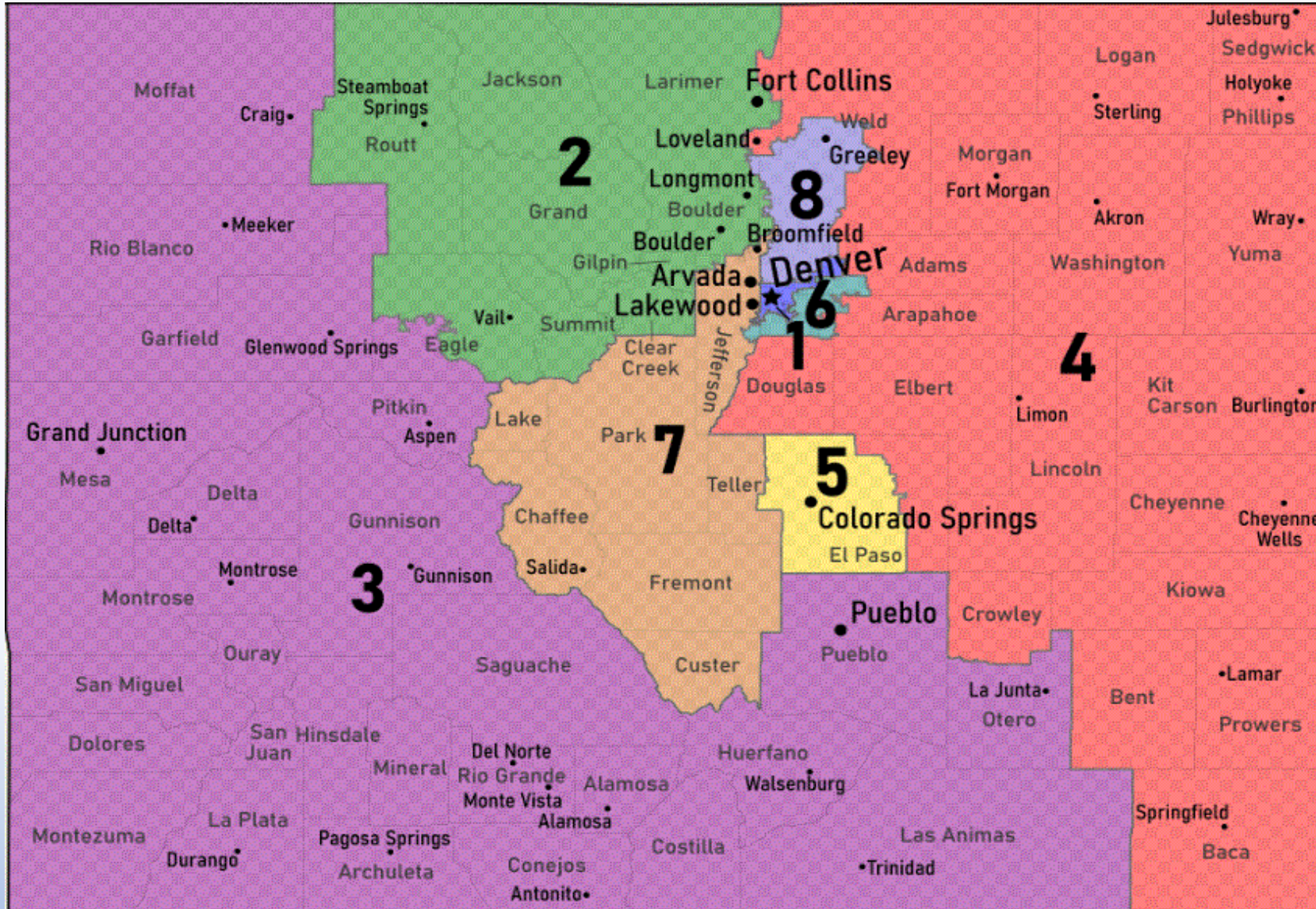


# Colorado's "All-In" Approach on Turnout

- |     |                                     |         |
|-----|-------------------------------------|---------|
| 1.  | No Excuse Absentee                  | 1980    |
| 2.  | Early Voting                        | 1996    |
| 3.  | Vote Centers Optional               | 2004    |
| 4.  | Mandatory Post-Election Audits      | 2005    |
| 5.  | Permanent Mail-In Voting Option     | 2009    |
| 6.  | Mail Ballots for All Active Voters  | 2013    |
| 7.  | Vote Centers Required (VSPCs)       | 2013    |
| 8.  | Mail Ballot Drop Boxes (Now 405)    | 2015    |
| 9.  | New Voting Equipment (All paper)    | 2016-19 |
| 10. | Risk-Limiting Audits                | 2017    |
| 11. | VSPC Siting Formula and Siting Tool | 2019-20 |
| 12. | Tribal VSPCs                        | 2020    |
| 13. | Ballot Tracking                     | 2020    |
| 14. | Electronic Cure                     | 2020    |

CD3 Recount

# CD3 Map





# CD3 Count v. Recount Results

CD3 Recount	Canvass Results			Recount Results			Changes		Recount
	Frisch	Boebert	Total	Frisch	Boebert	Total	Δ Frisch	Δ Boebert	Completion Date
Alamosa	2,966	2,903	5,869	2,966	2,904	5,870	0	1	12/4/2022
Archuleta	3,575	4,196	7,771	3,574	4,197	7,771	-1	1	12/6/2022
Conejos	1,592	1,790	3,382	1,592	1,790	3,382	0	0	12/8/2022
Costilla	1,112	546	1,658	1,113	546	1,659	1	0	12/9/2022
Delta	5,603	10,173	15,776	5,603	10,173	15,776	0	0	12/8/2022
Dolores	339	962	1,301	337	960	1,297	-2	-2	12/5/2022
Eagle	2,998	1,177	4,175	2,997	1,177	4,174	-1	0	12/7/2022
Garfield	13,752	10,326	24,078	13,752	10,325	24,077	0	-1	12/9/2022
Gunnison	6,219	2,760	8,979	6,219	2,760	8,979	0	0	12/7/2022
Hinsdale	238	276	514	238	276	514	0	0	12/6/2022
Huerfano	1,994	1,793	3,787	1,994	1,793	3,787	0	0	12/9/2022
La Plata	18,648	10,901	29,549	18,648	10,900	29,548	0	-1	12/7/2022
Las Animas	3,211	3,386	6,597	3,210	3,385	6,595	-1	-1	12/7/2022
Mesa	30,764	41,885	72,649	30,765	41,884	72,649	1	-1	12/10/2022
Mineral	304	392	696	304	392	696	0	0	12/8/2022
Moffat	1,094	4,277	5,371	1,094	4,278	5,372	0	1	12/7/2022
Montezuma	5,313	7,135	12,448	5,313	7,134	12,447	0	-1	12/7/2022
Montrose	7,628	12,979	20,607	7,627	12,978	20,605	-1	-1	12/6/2022
Otero	2,960	4,174	7,134	2,961	4,174	7,135	1	0	12/7/2022
Ouray	2,239	1,281	3,520	2,239	1,281	3,520	0	0	12/7/2022
Pitkin	7,543	1,975	9,518	7,543	1,975	9,518	0	0	12/7/2022
Pueblo	35,390	31,102	66,492	35,394	31,104	66,498	4	2	12/8/2022
Rio Blanco	534	2,489	3,023	534	2,489	3,023	0	0	12/9/2022
Rio Grande	2,118	2,800	4,918	2,118	2,800	4,918	0	0	12/8/2022
Saguache	1,583	1,162	2,745	1,583	1,162	2,745	0	0	12/6/2022
San Juan	369	167	536	369	167	536	0	0	12/8/2022
San Miguel	3,206	835	4,041	3,206	835	4,041	0	0	12/9/2022
<b>Totals</b>	<b>163,292</b>	<b>163,842</b>	<b>327,134</b>	<b>163,293</b>	<b>163,839</b>	<b>327,132</b>	<b>1</b>	<b>-3</b>	



The Pueblo Chieftain

+ Follow

View Profile

## Completed Colorado CD-3 recount affirms election outcome; Boebert officially beats Frisch

Story by Anna Lynn Winfrey, The Pueblo Chieftain •...



2



4



Comments

Lauren Boebert will represent Colorado's 3<sup>rd</sup> Congressional District for a second term, a state-mandated recount has confirmed.

Boebert, the Republican incumbent from Silt, defeated Adam Frisch (D-Aspen) with 50.06% of the vote and a margin of approximately 550 votes, according to a press release from Colorado Secretary of State Jena Griswold.

Boebert lost a total of three votes and Frisch picked up one additional vote after all 27 counties represented in the district finished counting. Griswold's office announced the results the day before the final deadline for counties to report Tuesday.

[As expected, recount in CD-3 results in minimal changes to Pueblo County results](#)

Colorado law mandates a recount if the winning candidate's margin of victory is within 0.5% of the loser's vote total. The Secretary of State's office will reimburse counties for the recount.

Frisch picked up four additional votes and Boebert picked up two additional votes in Pueblo County.

# Colorado Department of State

Judd Choate, State Election Director

[judd.choate@coloradosos.gov](mailto:judd.choate@coloradosos.gov)

303-869-4927