

# Colorado Department of State

Judd Choate, State Election Director

## 2021 Coordinated Election Data

December 3, 2021

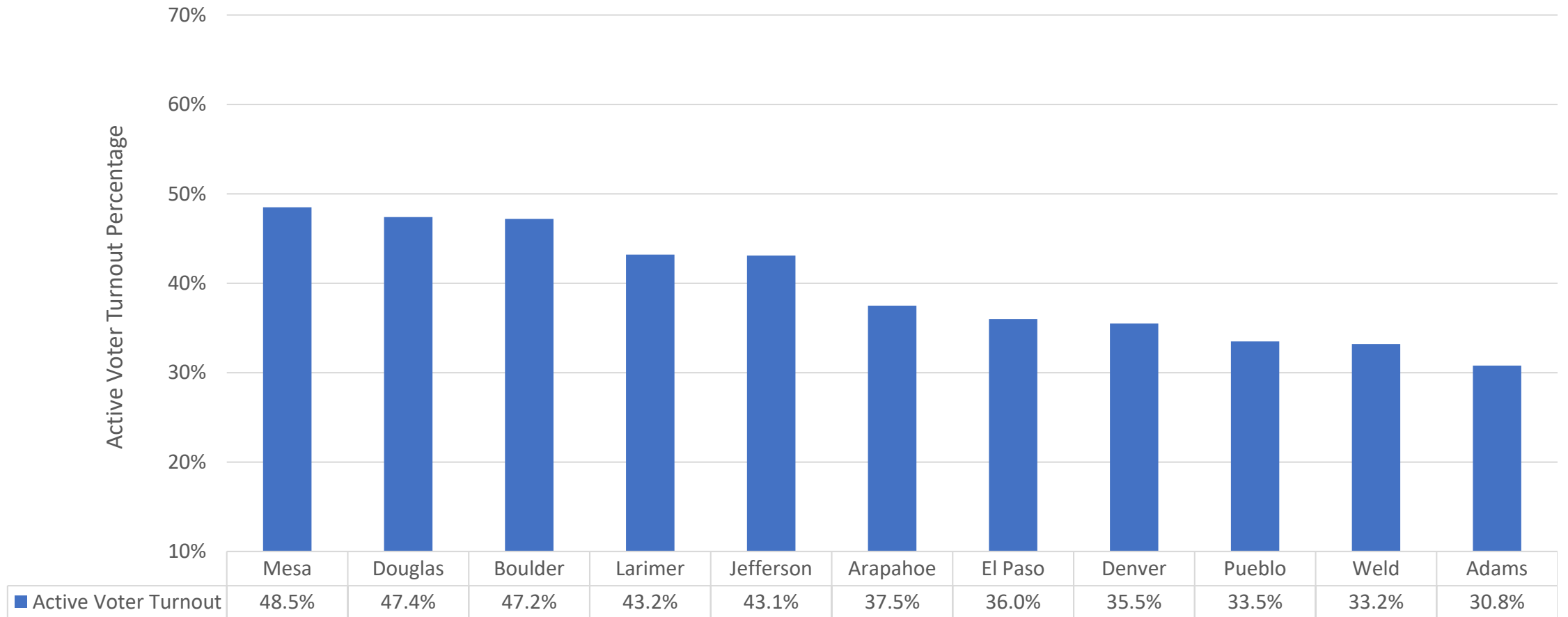
# 2021 Coordinated Election Turnout By Party

Party		# Active Registered	% Registered	# Votes	% of Votes	Turnout %
Unaffiliated		1,692,480	43.5%	561,086	36.0%	33.2%
Democrats		1,125,527	28.9%	494,294	31.7%	43.9%
Republicans		998,875	25.7%	485,346	31.2%	48.6%
Other		71,836	1.8%	16,010	1.0%	22.5%
<b>Total</b>		<b>3,888,718</b>	<b>100%</b>	<b>1,556,736</b>	<b>100%</b>	<b>40.0%</b>

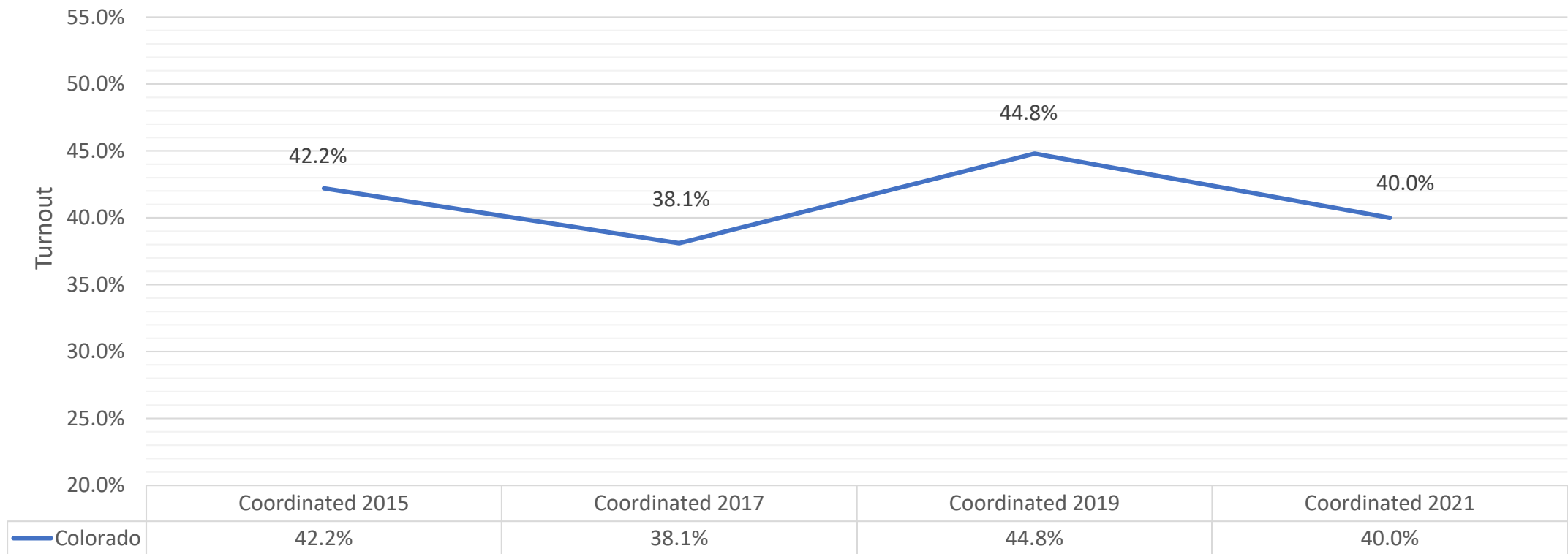
# 2021 Coordinated Election In-Person/Mail Turnout

Party	# Votes	# Voting In-Person	# Voting by Mail	% Voting In-Person	% Voting Mail Ballot
Unaffiliated	561,086	7,330	553,756	1.3%	98.7%
Democrats	494,294	5,576	488,718	1.1%	98.9%
Republicans	485,346	6,364	478,982	1.3%	98.7%
Other	16,010	375	15,635	2.3%	97.7%
<b>Total</b>	<b>1,556,736</b>	<b>19,645</b>	<b>1,537,091</b>	<b>1.3%</b>	<b>98.7%</b>

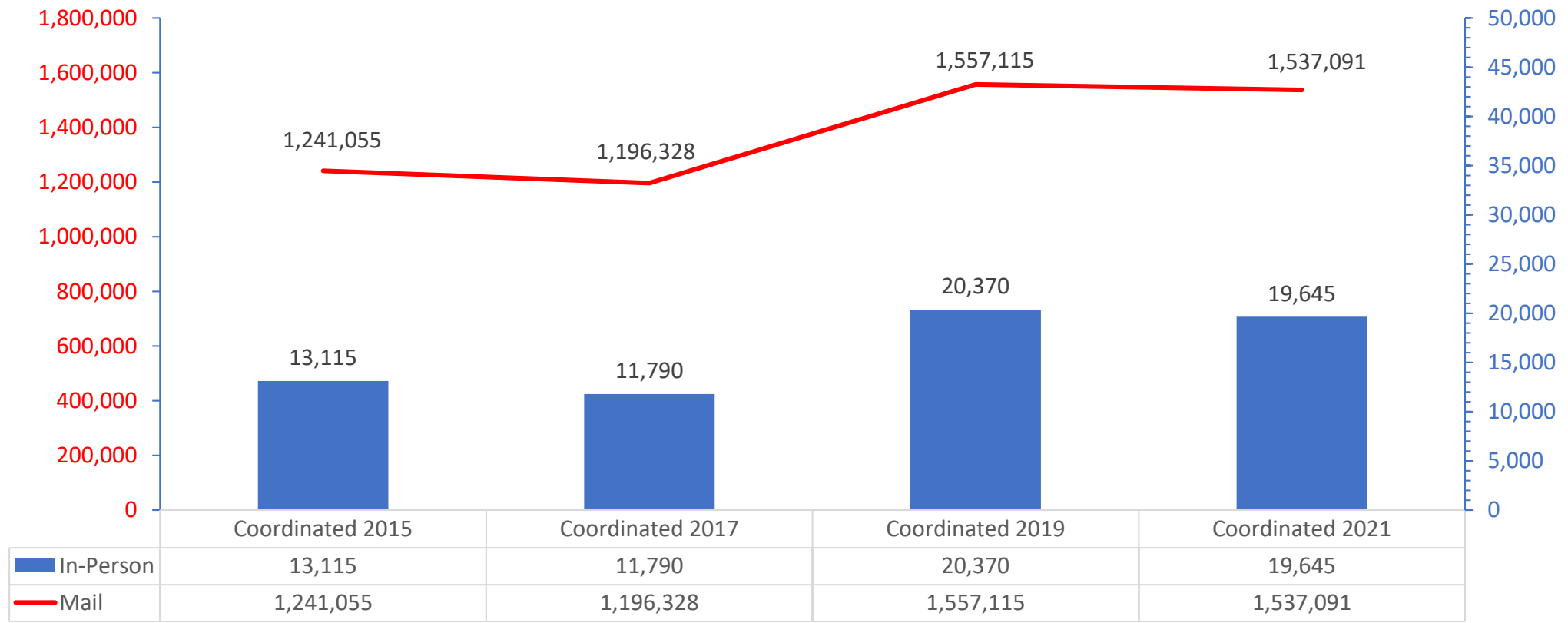
# 2021 Active Voter Turnout in 11 Most Populous Counties



# Coordinated Election Active Voter Turnout 2015-2021



# Coordinated Election In-Person Voter Turnout 2015-2021



# Colorado Department of State

Judd Choate, State Election Director

[judd.choate@coloradosos.gov](mailto:judd.choate@coloradosos.gov)